

KRENDL MACHINE COMPANY

MODEL #349B WALL SCRUBBER

PARALLEL HANDLE PARTS LIST

| OLD NUMBER | NEW NUMBER | DESCRIPTION |
|------------|-------------|---|
| WS-1A | WS-1A-R1 | MOTOR 1/8 H.P. TENV, 120 V, 60 Hz. |
| WS-1B | WS-1B-R1 | MOTOR 1/8 H.P. TENV, 230 V, 50 Hz. |
| WS-MB | WS-MB | MOTOR BRUSHES {2 REQUIRED} |
| | 520-0123 | FAN COVER |
| | 541-0096 | MOTOR FAN |
| | 729-0336 | SPACERS {4 REQUIRED} |
| | 18-3-SJ-M | CORD, #18-3(SJ) x 10 Ft. (OVERSEAS) |
| | 128 | CORD, MOLDED, 120V, 10 Ft. (U.S.) |
| WS-3 | 127 | PLUG, NEMA# 5-15P (U.S.) |
| | ELU06-9 | PLUG, EUROPEAN, 230V 16AMP (OVERSEAS) |
| | ELU06-14 | PLUG, EUROPEAN, 120V 32AMP (OVERSEAS) |
| WS-4 | WS-4 | SWITCH, ROCKER (REPLACEMENT ONLY) |
| WS-4A | 1536-3 | SWITCH, TOGGLE (SPST) |
| WS-5 | WS-5B | HOUSING, SWITCH (for VERTICAL) |
| | 1536-5-WS-1 | HOUSING, SWITCH, L.H. (for PARALLEL) |
| WS-6 | WS-6A | FRAME, VERTICAL HANDLE |
| WS-6P | WS-6B | FRAME, PARALLEL HANDLE, L.H. |
| WS-7 | WS-7 | PULLEY, 2" Dia. x 1/2" BORE |
| WS-8 | WS-8 | GUARD, BELT |
| WS-9 | WS903 | SCRAPER, PULLEY |
| WS-10 | FN011 | NUT, 5/16-18 HEX |
| WS-11 | FSB042 | HEX BOLT, 5/16-18 x 1 1/2" |
| WS-12 | WS-12 | ROLLER FRAME, TUBULAR 16" (For both 18" & 27" Wall Scrubbers) |
| WS-13 | WS-13 | V-BELT (#4L460) |
| WS-14 | WS-14 | HANDLE GRIP {2 REQUIRED} |
| WS-15A | 1536-4 | CORD RESTRAINT, 3/8" |
| WS-15B | WS-15 | CORD RESTRAINT, INPUT |
| WSR-16 | FN010 | LOCK NUT, 1/2-13 {2 REQUIRED} |
| WSR-17 | WS-17 | BEARING, 1/2" BORE{4 REQUIRED} |
| WSR-18 | WS-18 | HUB, OUTSIDE / DEEP {2 REQUIRED} |
| WSR-19L | WS-19A | ROLLER TUBE, 1 1/4" x 12" {2 REQUIRED} |
| WSR-19S | WS-19B | ROLLER TUBE, 1 1/4" x 8" {2 REQUIRED} |
| WSR-20 | WS-20 | HUB, INSIDE / SHALLOW {2 REQUIRED} |
| WSR-21 | FW013 | WASHER, 1/2" x 1/32" SHIM {2 REQUIRED} |
| WS-22A | WS-42A | BELTING, RIGHT 29" LONG (for 27" ROLLER) |
| WS-23A | WS-40A | BELTING, LEFT 29" LONG (for 27" ROLLER) |
| WS-22B | WS-42B | BELTING, RIGHT 21" LONG (for 18" ROLLER) |
| WS-23B | WS-40B | BELTING, LEFT 21" LONG (for 18" ROLLER) |
| WSR-24L | WS-24A | SHAFT, 1/2" x 27" |
| WSR-24S | WS-24B | SHAFT, 1/2" x 18" |
| WSR-ASSY | WSR-A | ROLLER ASSEMBLY, 27" (COMPLETE) |
| WSR-ASSY | WSR-B | ROLLER ASSEMBLY, 18" (COMPLETE) |
| WSR-RS | WS-LA | ROLLER, 12", LEFT (COMPLETE) |
| WSR-RS | WS-LB | ROLLER, 8", LEFT (COMPLETE) |
| WSR-RS | WS-RA | ROLLER, 12", RIGHT (COMPLETE) |
| WSR-RS | WS-RB | ROLLER, 8", RIGHT (COMPLETE) |
| | WS-25 | ARMATURE NOTE: NEW OR OLD STYLE |
| | WS-26 | BEARING, MOTOR (SHAFT END) |
| | WS-27 | BEARING, MOTOR (BRUSH END) |
| | WS-30 | RECTIFIER, MOTOR |
| | WS-31 | BRUSH HOLDER |
| | WS-32 | BRUSH CAP |
| | FSB122 | SB 10-32 x 3/8" FHS {4 REQUIRED} |
| | FSB106 | SB 8-32 x 3/8" SOCKET SET SCREW(ATTACHES TO SHAFT) |
| | FW027 | #8 FINISH WASHER {4 REQUIRED} |

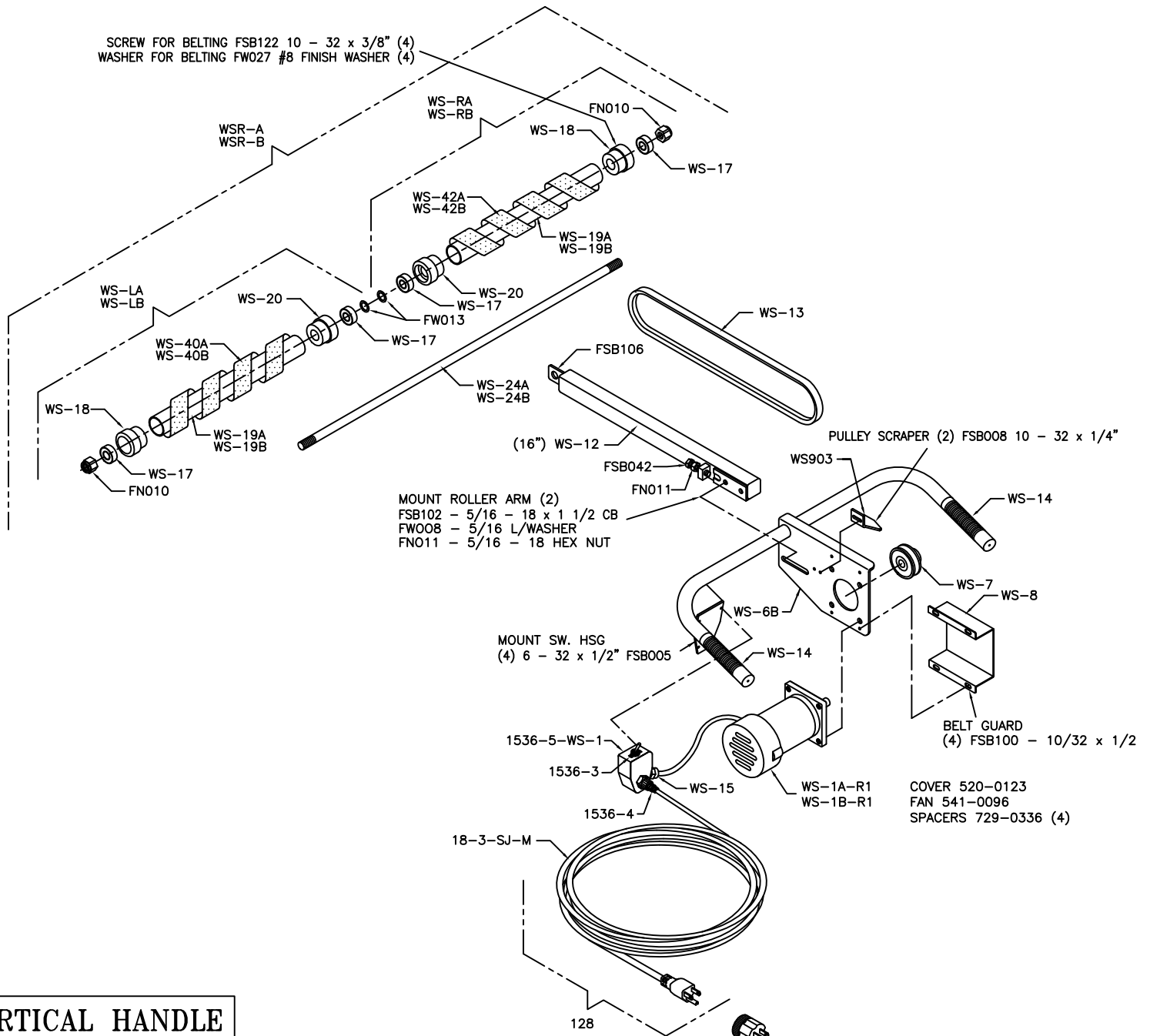
KRENDL MACHINE COMPANY

MODEL #349B

WALL SCRUBBER

PARALLEL HANDLE

SCREW FOR BELTING FSB122 10 - 32 x 3/8" (4)
 WASHER FOR BELTING FW027 #8 FINISH WASHER (4)

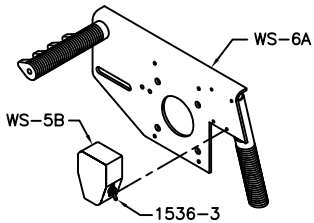


MOUNT ROLLER ARM (2)
 FSB102 - 5/16 - 18 x 1 1/2 CB
 FWO08 - 5/16 L/WASHER
 FNO11 - 5/16 - 18 HEX NUT

MOUNT SW. HSG
 (4) 6 - 32 x 1/2" FSB005

COVER 520-0123
 FAN 541-0096
 SPACERS 729-0336 (4)

VERTICAL HANDLE



TO CHANGE ROCKER SWITCH TO TOGGLE ORDER THESE PARTS: 1536-3, WS401, & WS402

KRENDL MACHINE COMPANY

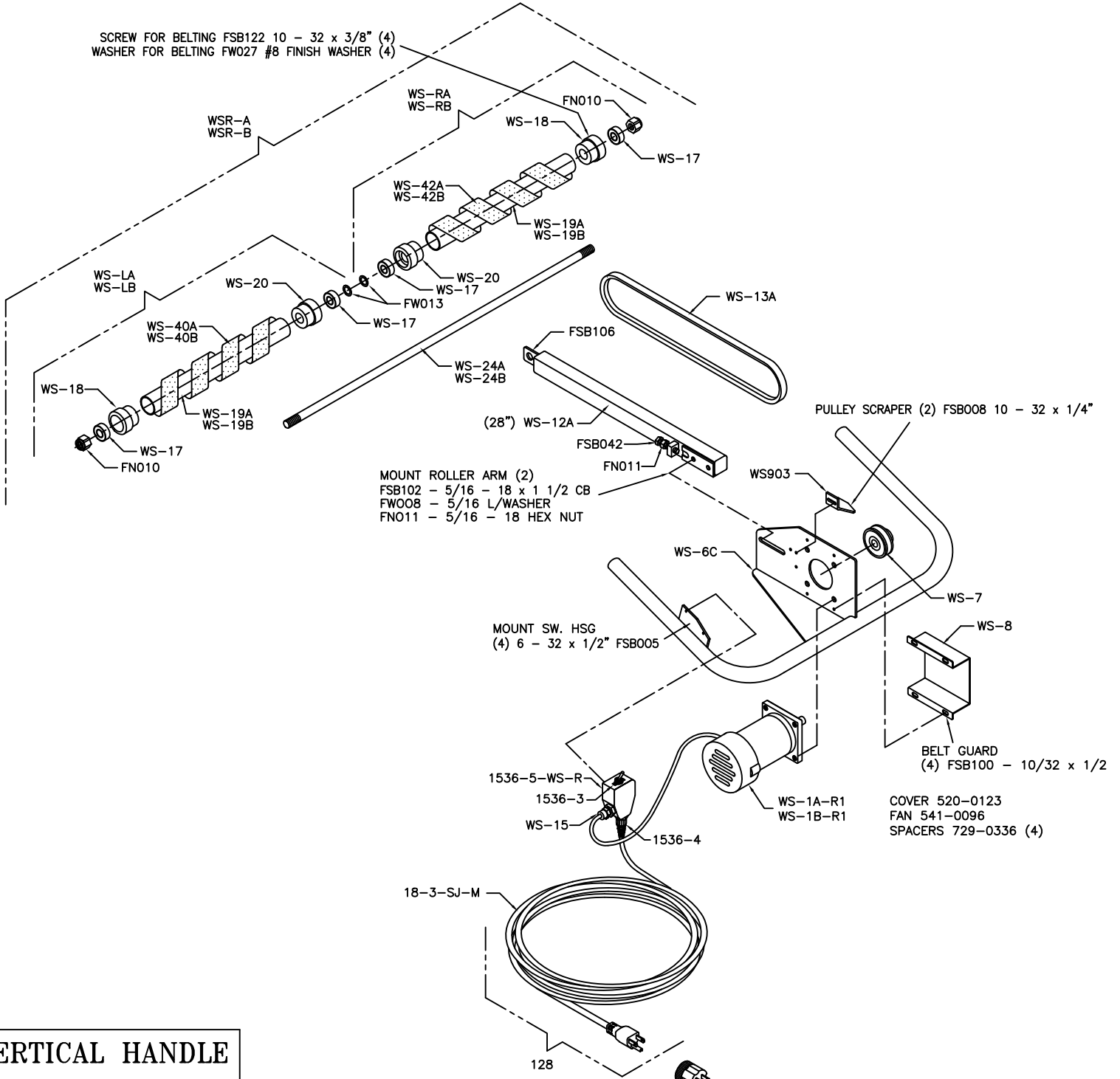
MODEL #349B WALL SCRUBBER

PARALLEL HANDLE W/EXTENSION PARTS LIST

| OLD NUMBER | NEW NUMBER | DESCRIPTION |
|------------|-------------|---|
| WS-1A | WS-1A-R1 | MOTOR 1/8 H.P. TENV, 120 V, 60 Hz. |
| WS-1B | WS-1B-R1 | MOTOR 1/8 H.P. TENV, 230 V, 50 Hz. |
| WS-MB | WS-MB | MOTOR BRUSHES {2 REQUIRED} |
| | 520-0123 | FAN COVER |
| | 541-0096 | MOTOR FAN |
| | 729-0336 | SPACERS {4 REQUIRED} |
| | 18-3-SJ-M | CORD, #18-3(SJ) x 10 Ft. (OVERSEAS) |
| | 128 | CORD, MOLDED, 120V, 10 Ft. (U.S.) |
| WS-3 | 127 | PLUG, NEMA# 5-15P (U.S.) |
| | ELU06-9 | PLUG, EUROPEAN, 230V 16AMP (OVERSEAS) |
| | ELU06-14 | PLUG, EUROPEAN, 120V 32AMP (OVERSEAS) |
| WS-4 | WS-4 | SWITCH, ROCKER (REPLACEMENT ONLY) |
| WS-4A | 1536-3 | SWITCH, TOGGLE (SPST) |
| WS-5 | WS-5B | HOUSING, SWITCH (for VERTICAL) |
| | 1536-5-WS-R | HOUSING, SWITCH, R.H. (for PARALLEL) |
| WS-5B | 1536-1 | COVER, SWITCH (for PARALLEL) (REPLACEMENT) |
| WS-6 | WS-6A | FRAME, VERTICAL HANDLE |
| WS-6B | WS-6C | FRAME, PARALLEL HANDLE, L.H. |
| WS-7 | WS-7 | PULLEY, 2" Dia. x 1/2" BORE |
| WS-8 | WS-8 | GUARD, BELT |
| WS-9 | WS903 | SCRAPER, PULLEY |
| WS-10 | FN011 | NUT, 5/16-18 HEX |
| WS-11 | FSB042 | HEX BOLT, 5/16-18 x 1 1/2" |
| | WS-12A | ROLLER FRAME, TUBULAR 28" (For both 18" and 27" Wall Scrubbers) |
| | WS-13A | V-BELT, 70" |
| WS-15A | 1536-4 | CORD RESTRAINT, 3/8" |
| WS-15B | WS-15 | CORD RESTRAINT, INPUT |
| WSR-16 | FN010 | LOCK NUT, 1/2-13 {2 REQUIRED} |
| WSR-17 | WS-17 | BEARING, 1/2" BORE{4 REQUIRED} |
| WSR-18 | WS-18 | HUB, OUTSIDE / DEEP {2 REQUIRED} |
| WSR-19L | WS-19A | ROLLER TUBE, 1 1/4" x 12" {2 REQUIRED} |
| WSR-19S | WS-19B | ROLLER TUBE, 1 1/4" x 8" {2 REQUIRED} |
| WSR-20 | WS-20 | HUB, INSIDE / SHALLOW {2 REQUIRED} |
| WSR-21 | FW013 | WASHER, 1/2" x 1/32" SHIM {2 REQUIRED} |
| WS-22A | WS-42A | BELTING, RIGHT 29" LONG (for 27" ROLLER) |
| WS-23A | WS-40A | BELTING, LEFT 29" LONG (for 27" ROLLER) |
| WS-22B | WS-42B | BELTING, RIGHT 21" LONG (for 18" ROLLER) |
| WS-23B | WS-40B | BELTING, LEFT 21" LONG (for 18" ROLLER) |
| WSR-24L | WS-24A | SHAFT, 1/2" x 27" |
| WSR-24S | WS-24B | SHAFT, 1/2" x 18" |
| WSR-ASSY | WSR-A | ROLLER ASSEMBLY, 27" (COMPLETE) |
| WSR-ASSY | WSR-B | ROLLER ASSEMBLY, 18" (COMPLETE) |
| WSR-RS | WS-LA | ROLLER, 12", LEFT (COMPLETE) |
| WSR-RS | WS-LB | ROLLER, 8", LEFT (COMPLETE) |
| WSR-RS | WS-RA | ROLLER, 12", RIGHT (COMPLETE) |
| WSR-RS | WS-RB | ROLLER, 8", RIGHT (COMPLETE) |
| | WS-25 | ARMATURE NOTE: NEW OR OLD STYLE |
| | WS-26 | BEARING, MOTOR (SHAFT END) |
| | WS-27 | BEARING, MOTOR (BRUSH END) |
| | WS-30 | RECTIFIER, MOTOR |
| | WS-31 | BRUSH HOLDER |
| | WS-32 | BRUSH CAP |
| | FSB122 | SB 10-32 x 3/8" FHS {4 REQUIRED} |
| | FSB106 | SB 8-32 x 3/8" SOCKET SET SCREW(ATTACHES TO SHAFT) |
| | FW027 | #8 FINISH WASHER {4 REQUIRED} |

KRENDL MACHINE COMPANY MODEL #349B WALL SCRUBBER PARALLEL HANDLE (EXTENSION)

SCREW FOR BELTING FSB122 10 - 32 x 3/8" (4)
WASHER FOR BELTING FW027 #8 FINISH WASHER (4)



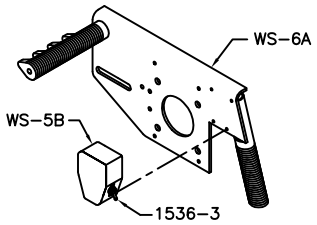
MOUNT ROLLER ARM (2)
FSB102 - 5/16 - 18 x 1 1/2 CB
FW008 - 5/16 L/WASHER
FN011 - 5/16 - 18 HEX NUT

MOUNT SW. HSG
(4) 6 - 32 x 1/2" FSB005

BELT GUARD
(4) FSB100 - 10/32 x 1/2

COVER 520-0123
FAN 541-0096
SPACERS 729-0336 (4)

VERTICAL HANDLE



TO CHANGE ROCKER SWITCH TO TOGGLE ORDER THESE PARTS: 1536-3, WS401, & WS402